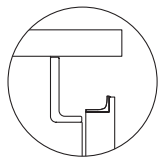


Project



LAIN SINUS



Technical features

1. LAIN SINUS

Matt haze lacquered base units
 Bush hammered umbra marr Inalco MDI th 1,2 worktop.
 Bush hammered umbra marr Inalco MDI th 1,2 back panel
 Matt haze lacquered aluminium groove and plinth H. 8 cm,

Dark Turner TSS Tall units
 Brushed black anodized aluminium Sinus handles and plinth H.8 cm

2. PUZZLE 12

Tagliamento TSS open wall units
 Tagliamento TSS open tall unit

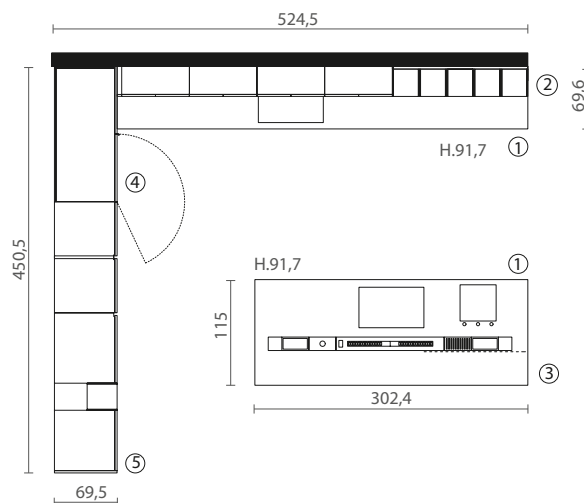
3. GAP

Kitchen counterback in matt black lacquered aluminium flush with the worktop.


4. CORNER BOX

Corner cupboard
 Dark turner TSS door
 Slide handle in matt black lacquer.

5. EXTERNAL CORNER TALL UNIT



Finishes



- a. haze lacquered
- b. Dark Turner TSS
- c. MDI Bush hammered umbra marr
- d. Tagliamento TSS